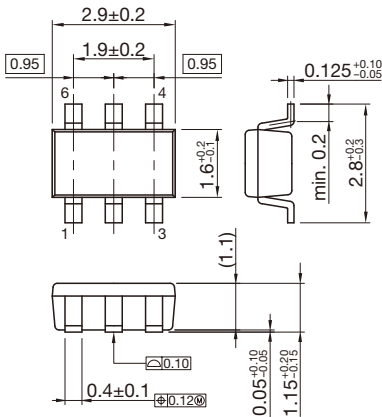
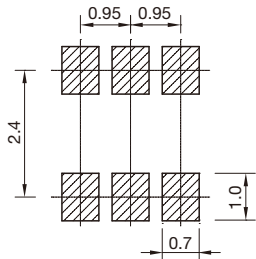
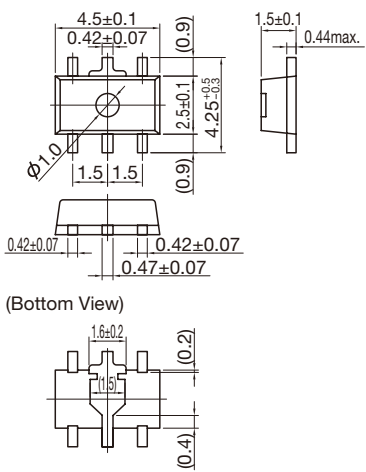
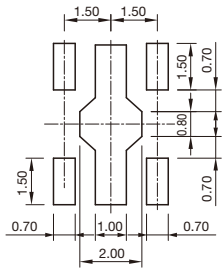


封装

封装名	外形尺寸图	推荐焊盘尺寸图
SOT-26B	 <p>Top View: Overall width 2.9 ± 0.2, pin pitch 1.9 ± 0.2, pin width 0.95, pin 1 location 0.4, pin 3 location 1.6 ± 0.2.</p> <p>Side View: Pin height $0.125^{+0.10}_{-0.05}$, min. 0.2, max. $2.8^{+0.2}_{-0.3}$, body height 1.1.</p> <p>Bottom View: Pin 1 location 0.4 ± 0.1, pin 3 location $1.15^{+0.10}_{-0.05}$, pin 4 location $0.05^{+0.10}_{-0.05}$, pin 5 location $1.15^{+0.20}_{-0.15}$, pin 6 location 0.10, pin 7 location 0.125.</p>	 <p>Pad dimensions: Pad width 0.95, pad pitch 0.95, pad height 2.4, pad width 0.7, pad height 1.0.</p>
SOT89-5A	 <p>Top View: Overall width 4.5 ± 0.1, pin pitch 0.42 ± 0.07, pin width 0.9, pin 1 location 1.5, pin 3 location 2.5 ± 0.1, pin 4 location $4.25^{+0.5}_{-0.5}$, pin 5 location 0.9.</p> <p>Side View: Pin height 1.5 ± 0.1, max. 0.44.</p> <p>Bottom View: Pin 1 location 0.42 ± 0.07, pin 3 location 0.42 ± 0.07, pin 4 location 0.47 ± 0.07.</p> <p>(Bottom View): Pin 1 location 1.6 ± 0.2, pin 3 location 0.2, pin 4 location 0.4.</p>	 <p>Pad dimensions: Pad width 1.50, pad pitch 1.50, pad height 1.50, pad width 0.70, pad height 0.70, pad width 1.00, pad height 0.70.</p>