


DC Mini-Motors M25E-6 Series

APPLICATIONS

Healthcare

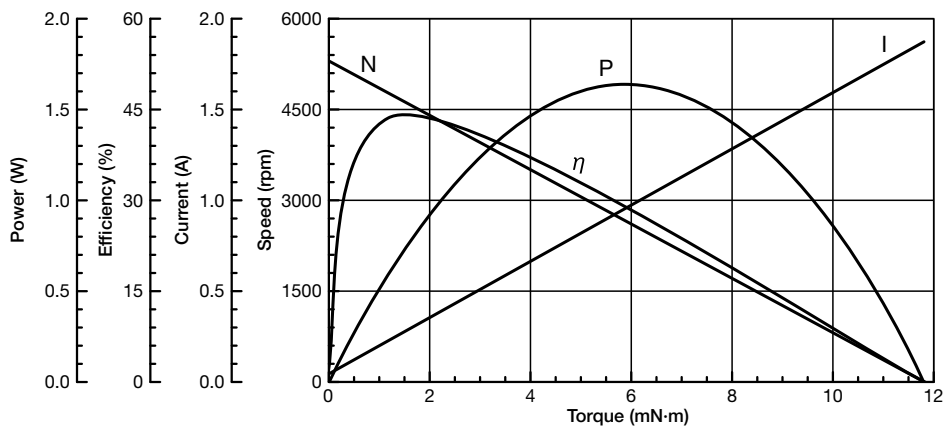


SPECIFICATIONS

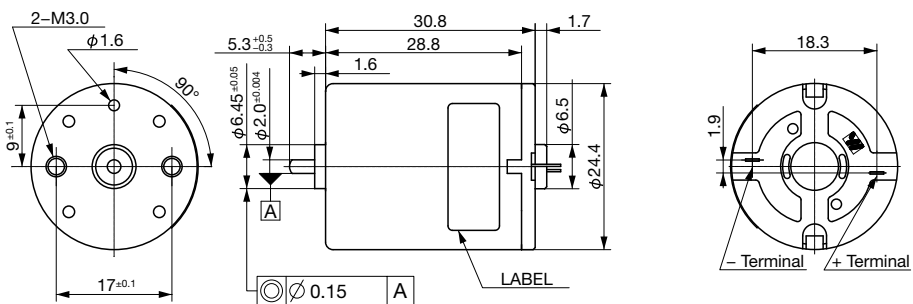
Items	Specifications
Rated Voltage	6.0V
Voltage Range	4.2~7.5V
Rated Load	2.94mN·m
No Load Speed	5,300rpm
No Load Current	70mA or less
Starting Torque	11.8mN·m
Rotation	CW/CCW

*Characteristics and the shaft length can be customized.

CHARACTERISTICS



DIMENSIONS



Unit : mm

• Any products mentioned in this catalog are subject to any modification in their appearance and others for improvements without prior notification.
 • The details listed here are not a guarantee of the individual products at the time of ordering. When using the products, you will be asked to check their specifications.