


Detach Connectors CAM-F96, F97

FEATURES

1. It is 17 pins connector used for detaching between the operation panel and the unit etc.
2. The amount of the gap absorption when engaging is X direction $\pm 0.3\text{mm}$, Y direction $\pm 1.0\text{mm}$, Z direction $\pm 0.5\text{mm}$.
3. Supports reflow mounting.
4. The cover and contact pins are linked as a measure against socket contact deformation. The structure is such that when the cover is lowered the contact pin contact portion also lowers a certain amount. (The contact pin exposure outside the cover has been kept to the required minimum to protect the contact pins.)



HOW TO ORDER

1. CAM-F96 (Plug)

F96-017-230-AGGAA

1 2

1 Series No. (F96)

2 No. of contacts (017 : 17pins)

2. CAM-F97 (Socket)

F97-017-230-AGGAA

1 2

1 Series No. (F97)

2 No. of contacts (017 : 17pins)

SPECIFICATIONS

ELECTRICAL CHARACTERISTICS

Rated Voltage	DC 14V
Rated Current	1A
Withstanding Voltage	500V AC 1minute
Insulation Resistance	100MΩ min. (at 500V DC)
Contact Resistance	70mΩ max.

MECHANICAL CHARACTERISTICS

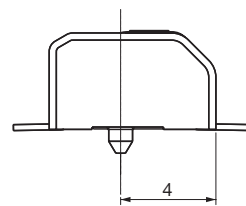
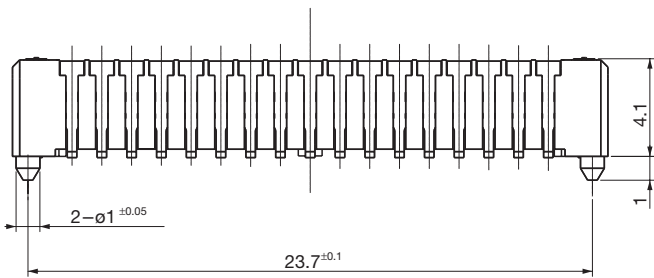
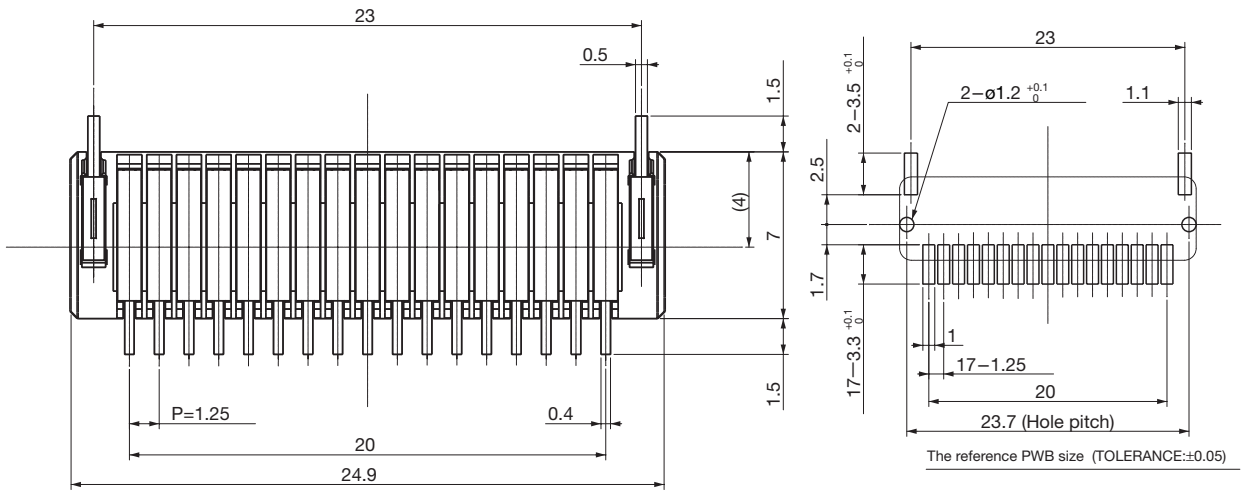
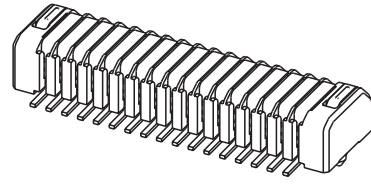
Life (Matching Cycle)	10,000times
Total Insertion Force	7.55N (0.77kgf) max.
Total Rebound Force	5.78±0.49N (0.590±0.05kgf)
Using Temperature Range	-30~+85°C

MATERIAL & FINISH

Component parts		Material	Finish
CAM-F96	Housing	Nylon resin	Black
	Contact	Copper Alloy	Gold plating
	Ground pin	Copper Alloy	Gold plating
CAM-F97	Housing	Nylon resin	Black
	Contact	Copper Alloy	Gold plating
	Ground pin	Copper Alloy	Nickel plating
	Cover	Nylon resin	Black
Brass		Nickel plating	

DIMENSIONS

CAM-F96 (Plug)



Unit : mm

