


# USB Series "A" Connectors

## CAM-B86 · C34

### FEATURES

1. Connector conforming to the USB interface.
2. Double-socket type CAM-B86,C34 being interfit with IAM-B84.
3. Supports a strong mechanical load to prevent terminal damage or bad contacts. (CAM-C34)



### HOW TO ORDER

**1. CAM-B86**

**B86-008-2271A**  
 1      2      3

- 1 Series No.
- 2 No. of contacts (008 : 8pins)
- 3 Running No. assigned by us

**2. CAM-C34**

**C34-008-2490A**  
 1      2      3

- 1 Series No.
- 2 No. of contacts (008 : 8pins)
- 3 Running No. assigned by us

### SPECIFICATIONS

**ELECTRICAL CHARACTERISTICS & MECHANICAL CHARACTERISTICS**

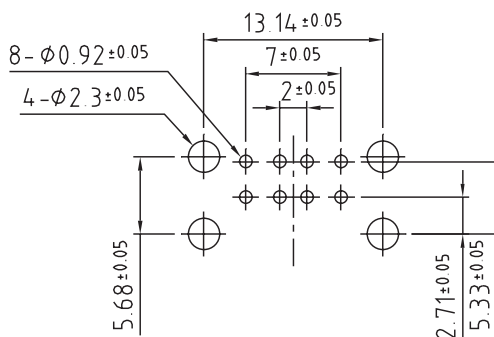
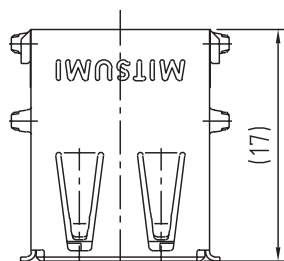
Rated Voltage	30V AC (rms)
Rated Current	1A max. /1 terminal (Signal only)
Withstanding Voltage	750V AC (rms) 1minute
Insulation Resistance	1000MΩ min. (at 500V DC)
Contact Resistance	30mΩ max.
Life (Matching Cycle)	1,500 times

### MATERIAL & FINISH

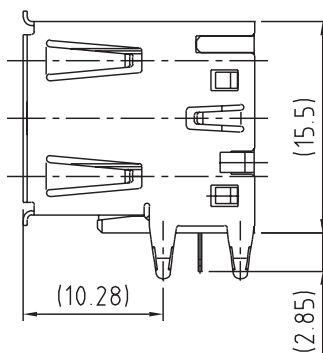
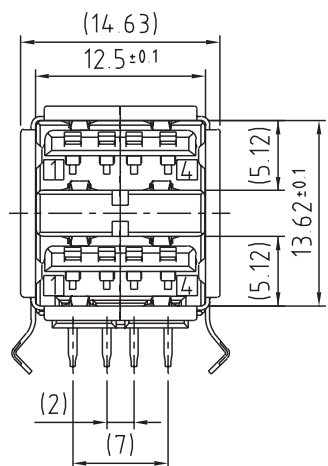
Component Parts	Material	Finish
Housing	PBT resin	—
Contact	Copper Alloy	Gold plating
Shell	Copper Alloy	Solder plating
Clip	Copper Alloy	Solder plating

**DIMENSIONS**

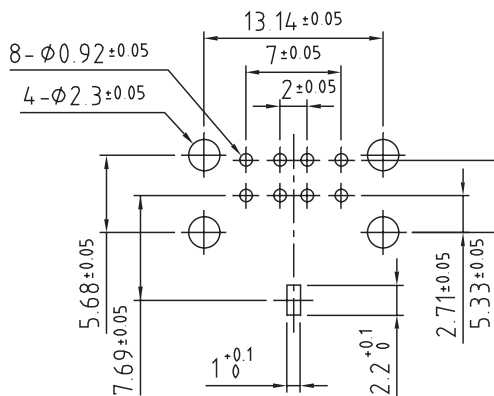
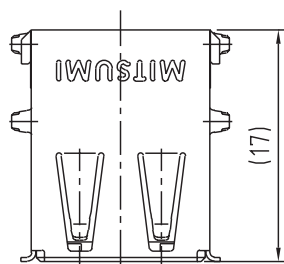
**CAM-B86**



PC BOARD MOUNTING DIMENSIONS



**CAM-C34**



PC BOARD MOUNTING DIMENSIONS

