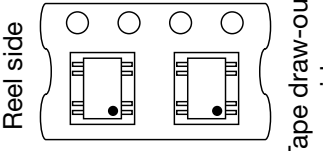
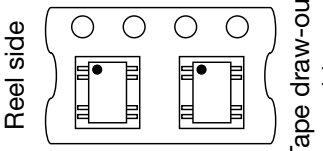
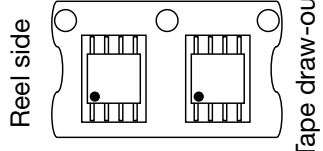
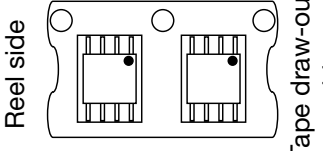
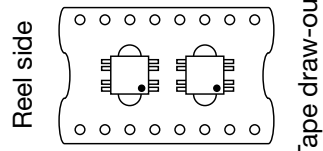
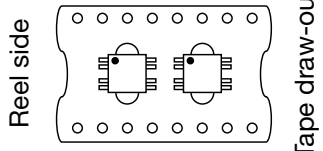
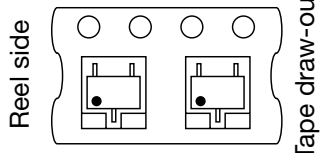
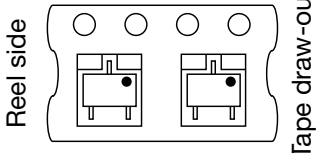
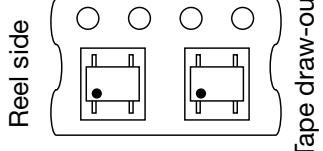
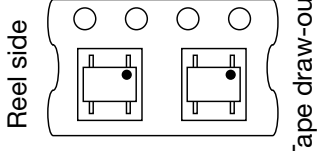


Packing

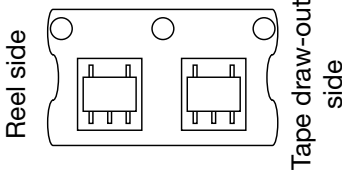
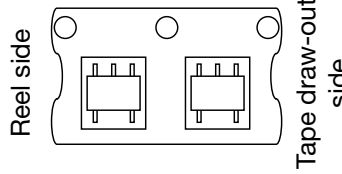
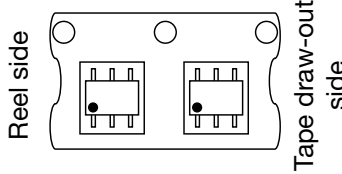
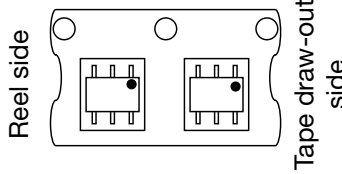
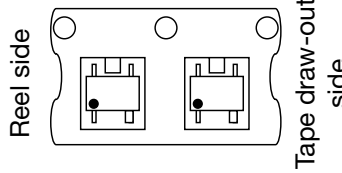
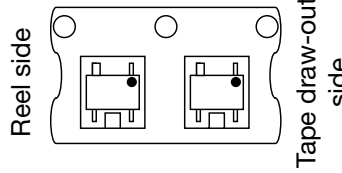
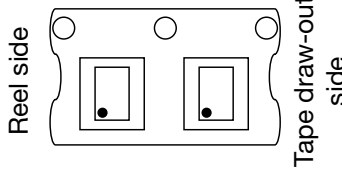
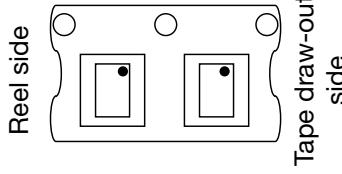
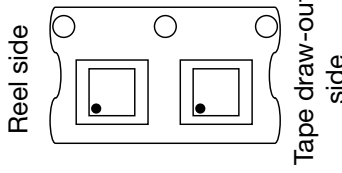
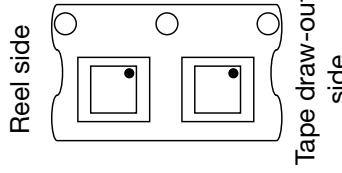
Taping Packing

Direction of device insertion

The following table indicates the direction of device insertion relative to the tape in taping packing. In all cases the marked surface faces upward.

Package type	Storage direction	
SOP SSOP VSOP TSOP (Embossed Taping)	F insertion	B insertion
	 <p>Reel side</p> <p>Tape draw-out side</p> <p>Pin 1 on side from which tape is drawn out</p>	 <p>Reel side</p> <p>Tape draw-out side</p> <p>Pin 1 opposite side from which tape is drawn out</p>
VSOP-8B (Embossed Taping)	R insertion	L insertion
	 <p>Reel side</p> <p>Tape draw-out side</p> <p>Pin 1 (mark) on side opposite feed holes</p>	 <p>Reel side</p> <p>Tape draw-out side</p> <p>Pin 1 (mark) on side of feed holes</p>
SOP SSOP (Adhesive taping)	F insertion	B insertion
	 <p>Reel side</p> <p>Tape draw-out side</p> <p>Pin 1 on side from which tape is drawn out</p>	 <p>Reel side</p> <p>Tape draw-out side</p> <p>Pin 1 opposite side from which tape is drawn out</p>
MMP-3A (Embossed Taping)	R insertion	L insertion
	 <p>Reel side</p> <p>Tape draw-out side</p> <p>Two electrodes on tape feed hole side</p>	 <p>Reel side</p> <p>Tape draw-out side</p> <p>One electrode on tape feed hole side</p>
MMP-4A (Embossed Taping)	R insertion	L insertion
	 <p>Reel side</p> <p>Tape draw-out side</p> <p>Pin 1 (mark) on side opposite feed holes</p>	 <p>Reel side</p> <p>Tape draw-out side</p> <p>Pin 1 (mark) on side of feed holes</p>

Packing

Package type	Storage direction	
	R insertion	L insertion
<p>SOT-25A (Embossed Taping)</p>	 <p>Two electrodes on tape feed hole side</p>	 <p>Three electrodes on tape feed hole side</p>
<p>SOT-26A (Embossed Taping)</p>	 <p>Pin 1 (mark) on side opposite feed holes</p>	 <p>Pin 1 (mark) on side of feed holes</p>
<p>SC-82ABA (Embossed Taping)</p>	 <p>Pin 1 (mark) on side opposite feed holes</p>	 <p>Pin 1 (mark) on side of feed holes</p>
<p>SSON (Embossed Taping)</p>	 <p>Pin 1 (mark) on side opposite feed holes</p>	 <p>Pin 1 (mark) on side of feed holes</p>
<p>PLP (Embossed Taping)</p>	 <p>Pin 1 (mark) on side opposite feed holes</p>	 <p>Pin 1 (mark) on side of feed holes</p>