






























# FAKRA Connector Lineup Index

	Model	Pict.	Type	External Dimension		Description	Coding
1	CDM-K35(J83)		Diecast	H	13.4mm	· Angle type(Horizontal against Substrate) · Die casting body	A B C D E F G H I K L M N Z
				W	7.5mm		
				D	21.0mm		
2	CDM-J97		Low Height	H	5.45mm	· Angle type(Horizontal against Substrate) · Die casting body · Low height type	A B C D E F G H I K L M N Z
				W	7.5mm		
				D	22.7mm		
3	CDM-J97W		Low Height Dual	H	5.45mm	· Angle type(Horizontal against Substrate) · Die casting body · Low height type · Dual port type	A B C D E F G H I K L M N Z
				W	15.5mm		
				D	24.85mm		
4	CDM-K06		Mold Long	H	14.05mm	· Angle type(Horizontal against Substrate) · Molded body · Long interdigitation type	A B C D E F G H I K L M N Z
				W	8.6mm		
				D	23.82mm		
5	CDM-K06W		Mold Long Dual	H	14.05mm	· Angle type(Horizontal against Substrate) · Molded body · Long interdigitation type · Dual port type	A B C D E F G H I K L M N Z
				W	18.2mm		
				D	23.82mm		
6	CDM-K27W		Diecast Long Dual 8mm pitch	H	11.15mm	· Angle type(Horizontal against Substrate) · Molded body · Long interdigitation type · Dual port type (pitch:8mm)	A B C D E F G H I K L M N Z
				W	15.5mm		
				D	23.5mm		
7	CDM-K29W		Diecast Dual 12.7mm pitch	H	11.4mm	· Angle type(Horizontal against Substrate) · Molded body · Dual port type (pitch:12.7mm)	A B C D E F G H I K L M N Z
				W	20.2mm		
				D	21.0mm		
8	CDM-K30		Mold Short	H	12.75mm	· Angle type(Horizontal against Substrate) · Molded body	A B C D E F G H I K L M N Z
				W	9.0mm		
				D	18.1mm		
9	CDM-K33		Vertical	H	13.1mm	· Vertical type(Vertical against Substrate) · Die casting body	A B C D E F G H I K L M N Z
				W	8.1mm		
				D	17.5mm		

• Any products mentioned in this catalog are subject to any modification in their appearance and others for improvements without prior notification.  
 • The details listed here are not a guarantee of the individual products at the time of ordering. When using the products, you will be asked to check their specifications.

	Model	Pict.	Type	External Dimension		Description	Coding
10	IDM-K68		Cable Straight Jack	H	14mm	· Straight type · Press type	A B C D E F G H I K Z
				W	9.3mm		
				D	26.4mm		
11	IDM-K86		Cable Straight Plug	H	9.3mm	· Straight type · Press type	A B C D E F G H I K Z
				W	9.3mm		
				D	26mm		
12	IDM-K68W		Cable Straight Jack	H	13.4mm	· Straight type · Press type · Dual type	A B C D E F G H I K Z
				W	17.3mm		
				D	26.4mm		
13	IDM-K86W		Cable Straight Plug	H	17.3mm	· Straight type · Press type · Dual type	A B C D E F G H I K Z
				W	9.3mm		
				D	25.9mm		
14	CDM-K33W		Straight dual type with CAP	H	19.55mm	· Straight type · Molded body · Dual port type (Pitch : 8mm)	A B C D E F G H I K Z
				W	21.1mm		
				D	10.9mm		
15	CDM-L03		Stacked dual type	H	23.05mm	· Stacked type · Molded body · Dual port type (Pitch : 8mm)	A B C D E F G H I K Z
				W	10.0mm		
				D	27.55mm		

FAKRA Coding

	Shape	Coding	Color	RAL No.
Normal (Reverse is upside down)		A	Jet Black	9005
		B	Cream	9001
		C	Signal Blue	5005
		D	Claret Violet	4004
		E	Leaf Green	6002
		F	Nut Brown	8011
		G	Blue Grey	7031
		H	Heather Violet	4003
		I	Beige	1001
		K	Curry	1027
		L	Carmine Red	3002
		M	Pastel Orange	2003
		N	Pastel Green	6019
		Z	Water Blue	5021

• Any products mentioned in this catalog are subject to any modification in their appearance and others for improvements without prior notification.  
 • The details listed here are not a guarantee of the individual products at the time of ordering. When using the products, you will be asked to check their specifications.